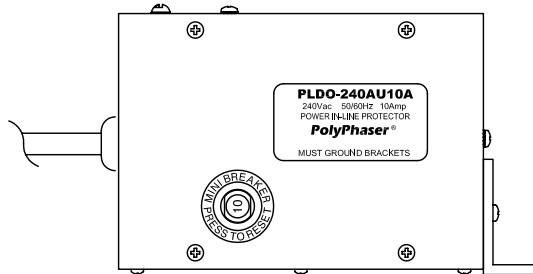
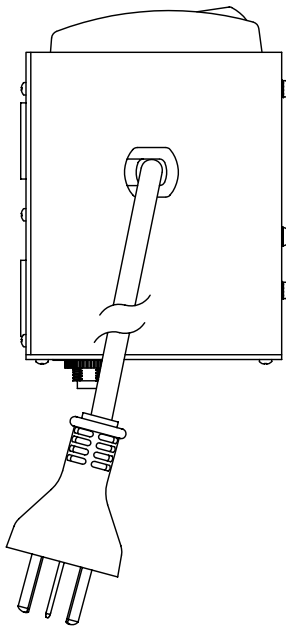
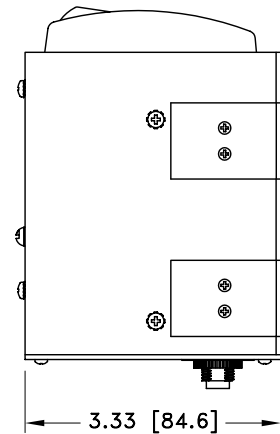
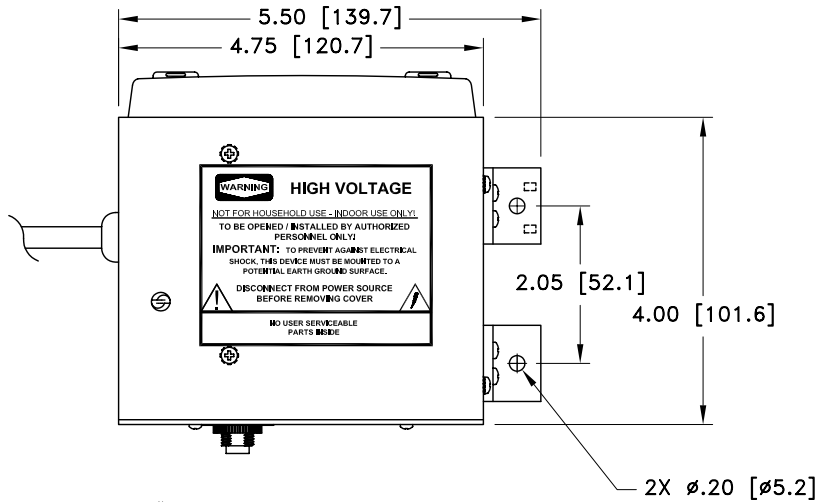
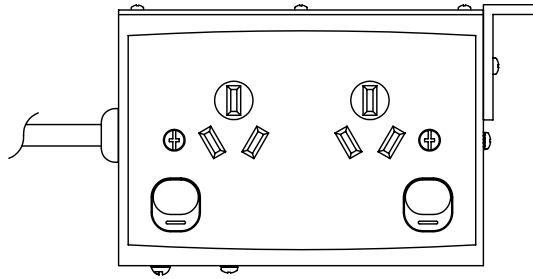


ALL DESIGN, OPERATIVE AND PROCESS DATA PERTAINING TO THE ARTICLE SHOWN ON THIS SHEET IS THE PROPERTY OF POLYPHASER CORPORATION. THE INFORMATION IS NOT TO BE COPIED, REPRODUCED, REVEALED TO OR APPROPRIATED BY OTHERS WITHOUT THE EXPRESS WRITTEN CONSENT OF POLYPHASER CORPORATION.

REVISIONS

REV LTR	DATE	ENG	MKTG	Q.A.
A	09/29/98 _{JC}	LC	--	RM
B	03/10/99 _{JC}	AG	TF	RM
C	01/10/01 _{IB}	KCB	PH	RM



WARNING HIGH VOLTAGE
 NOT FOR HOUSEHOLD USE - INDOOR USE ONLY!
 TO BE OPENED / INSTALLED BY AUTHORIZED PERSONNEL ONLY!
 IMPORTANT: TO PREVENT AGAINST ELECTRICAL SHOCK, THIS DEVICE MUST BE MOUNTED TO A POTENTIAL EARTH GROUND SURFACE.
 DISCONNECT FROM POWER SOURCE BEFORE REMOVING COVER
 NO USER SERVICEABLE PARTS INSIDE

PLDO-240AU10A
 240Vac - 50/60Hz 10Amp
 POWER IN-LINE PROTECTOR
PolyPhaser®
 MUST GROUND BRACKETS

MAXIMUM CHARACTERISTICS

SURGE:
 20kA IEC1000-4-5 8/20μs WAVEFORM 1.4kJ
TURN-ON:
 370Vdc
EMI/RFI FILTERING: (MEASURED TO MIL-STD-220)
 -50dB @ 5MHz
 -55dB @ 70MHz
 -45dB @ 140MHz
SURGE LET-THROUGH VOLTAGE:
 IEC 1000-4-5 8/20μs WAVEFORM
 700Vp TO 10kA, 1000Vp TO 20kA
TEMPERATURE:
 +5°C TO +40°C STORAGE/OPERATING +40°C

CUSTOMER APPROVAL: _____ DATE: _____

ALL DIMENSIONS SHOWN ABOVE ARE FOR REFERENCE ONLY.

DRAFTER C. GASPARINI	DATE 11/21/96	PolyPhaser® P.O. BOX 9000, MINDEN, NV 89423-9000 (775) 782-2511 FAX (775) 782-4476 DWG NO/PART NO/DESCRIPTION PLDO-240AU10A CUSTOMER PRINT			
MECH ENGINEER -----	DATE -----				
ELEC ENGINEER L. CHANG	DATE 12/02/96				
MARKETING -----	DATE -----				
QUALITY DEPT R. MATHEUS	DATE 12/02/96	CAGE CODE 61114	FILE NAME -C1	SCALE 1/2.5	SHEET 1 OF 1