

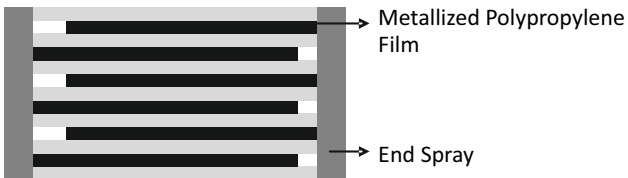
DCL-6



Highlights

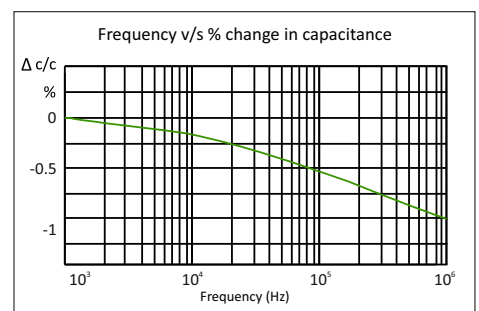
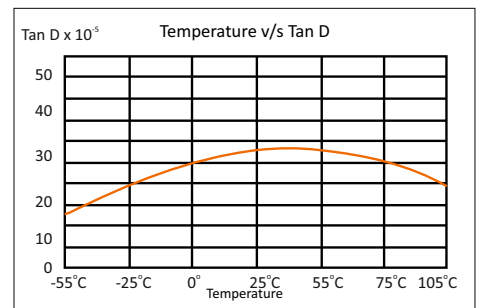
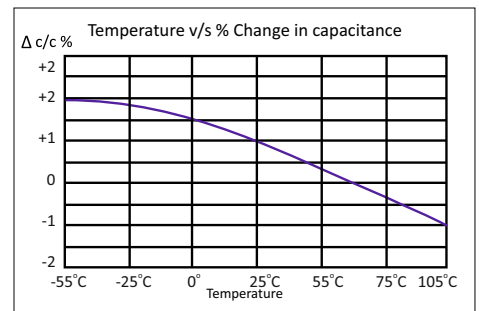
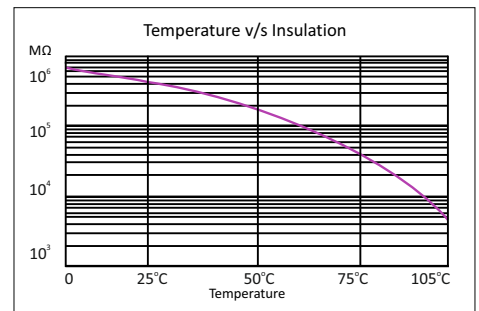
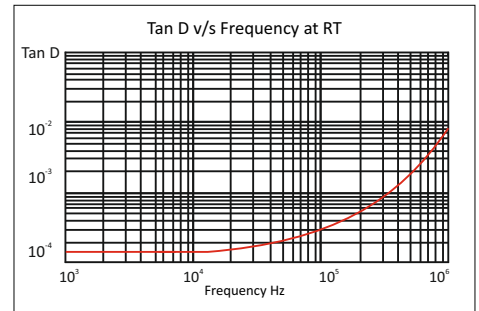
- Special metallized polypropylene film
- Low ESR
- High ripple
- High reliability
- Flame retardancy - UL94-V0

Construction



Applications

- DC filtering
- Wind power inverters
- Solar power inverters
- Induction heaters
- Electric vehicle inverters
- Motor drives



DCL-6

Technical Specifications

Physical Characteristics

- | | |
|------------------------|---|
| ▪ Dielectric material | Polypropylene film |
| ▪ Electrode material | Metallised polypropylene film |
| ▪ Winding construction | Polypropylene film, metallised polypropylene film |
| ▪ Enclosure | Preformed UL 94-V0 plastic case with thermosetting resin-fill |
| ▪ Terminals | Tinned Copper |

Electrical Characteristics

- | | |
|--|---|
| ▪ Capacitance range | 4.7 μ F to 120 μ F |
| ▪ Capacity tolerance | \pm 10%(K) |
| ▪ Rated voltage VDC | 400, 500, 600, 750, 800, 900, 1000, 1200, 1500 |
| ▪ Test voltage between terminals | 1.25 x rated voltage VDC for 60 seconds |
| ▪ Test voltage terminal to case | 3KVAC at 50Hz for 60 seconds |
| ▪ Dissipation factor (Tan d) | \leq 0.0010 at 1 KHz and 25 $^{\circ}$ C |
| ▪ Temperature range | -40 $^{\circ}$ C to +85 $^{\circ}$ C |
| ▪ Insulation resistance M Ω x μ F | \geq 10,000 s at 25 $^{\circ}$ C (s = M Ω x μ F) |
| ▪ Reference Standard | IEC 61071 and IEC 60068 |

Marking on Capacitors

Each capacitor will have the following information printed on it, sequentially:

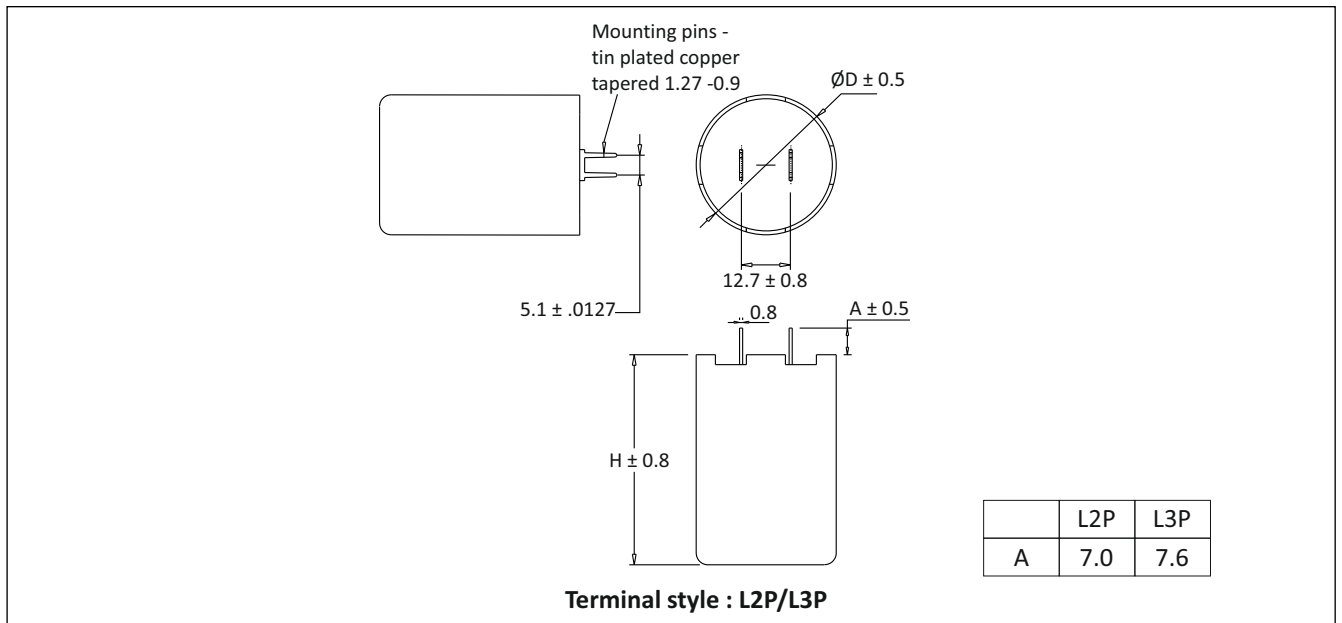
- The Company's name in words ALCON
- The capacitor grade viz DCL-6
- The capacitance value MFD
- The rated voltage VDC
- Capacity tolerance and manufacturing code
- Part number on non-standard capacitors

DCL-6

Standard Capacitor Values

Rated voltage VDC	Nominal Capacitance MFD at 1 KHz	Ripple current rating Irms at 10 KHz to 100KHz			Typical ESR at 100KHz mΩ	DV/DT	Dimensions mm		Terminal Style	Ordering Code
		25°C	50°C	75°C			∅D	L		
400	35.0	24.0	19.0	14.5	6.0	30	36.0	54.0	L2P	SD000350400A00J70L2PK01
	80.0	35.0	28.0	14.5	5.0	20	50.8	50.8	L3P	SD000800400A00J60L3PK01
	120.0	38.0	31.0	20.0	4.0	15	63.5	51.4	L3P	SD001200400A00J80L3PK01
500	35.0	22.0	18.0	13.0	8.0	26	36.0	54.0	L2P	SD000350500A00J70L2PK01
	75.0	34.0	27.0	14.0	5.1	16	50.8	50.8	L3P	SD000750500A00J60L3PK01
	110.0	37.0	30.0	19.0	4.2	11	63.5	51.4	L3P	SD001100500A00J80L3PK01
600	30.0	20.0	17.0	12.0	9.0	30	36.0	54.0	L2P	SD000300600A00J70L2PK01
	70.0	33.0	26.0	13.0	6.5	22	50.8	50.8	L3P	SD000700600A00J60L3PK01
	100.0	36.0	29.0	18.5	4.1	17	63.5	51.4	L3P	SD001000600A00J80L3PK01
750	20.0	19.0	16.0	10.0	10.0	38	36.0	54.0	L2P	SD000200750A00J70L2PK01
	60.0	30.0	26.0	15.0	4.0	26	50.8	50.8	L3P	SD000600750A00J60L3PK01
	90.0	35.0	28.0	20.0	3.0	23	63.5	51.4	L3P	SD000900750A00J80L3PK01
800	15.0	18.5	15.0	9.8	10.0	42	36.0	54.0	L2P	SD000150800A00J70L2PK01
	60.0	35.0	26.0	15.0	4.0	30	50.8	50.8	L3P	SD000600800A00J60L3PK01
	90.0	45.0	28.0	20.0	3.0	27	63.5	51.4	L3P	SD000900800A00J80L3PK01
900	13.50	18.0	14.5	9.6	10.5	43	36.0	54.0	L2P	SD013U50900A00J70L2PK01
	40.0	34.0	25.0	15.0	4.5	33	50.8	50.8	L3P	SD000400900A00J60L3PK01
	65.0	43.0	27.0	20.0	4.0	30	63.5	51.4	L3P	SD000650900A00J80L3PK01
1000	10.0	17.5	13.5	9.0	12.0	50	36.0	54.0	L2P	SD000101000A00J70L2PK01
	25.0	33.0	24.0	11.0	8.5	40	50.8	50.8	L3P	SD000251000A00J60L3PK01
	35.0	42.0	26.0	13.0	6.7	37	63.5	51.4	L3P	SD000351000A00J80L3PK01
1200	7.50	16.0	12.0	8.4	13.5	60	36.0	54.0	L2P	SD07U501200A00J70L2PK01
	18.0	26.0	20.0	10.0	9.0	50	50.8	50.8	L3P	SD000181200A00J60L3PK01
	27.0	30.0	25.0	18.0	7.8	47	63.5	51.4	L3P	SD000271200A00J80L3PK01
1500	4.70	15.0	11.5	7.8	15.0	72	36.0	54.0	L2P	SD04U701500A00J70L2PK01
	12.0	24.0	19.0	10.0	10.0	62	50.8	50.8	L3P	SD000121500A00J60L3PK01
	18.0	29.0	22.0	12.0	9.0	59	63.5	51.4	L3P	SD000181500A00J80L3PK01

Capacitor Drawing and Terminal Style



Dimensions in mm

Catalogue No. AEPL DCL-6-AUG-2017

The specification shown herein (page 1 to 3) pertain to the current manufacturing range of the Company. The Company reserves the right to change and /or modify any part of or whole of the specifications as a result of research and development and as may be necessary, without prior notice.