

FP-3-400

Highlights

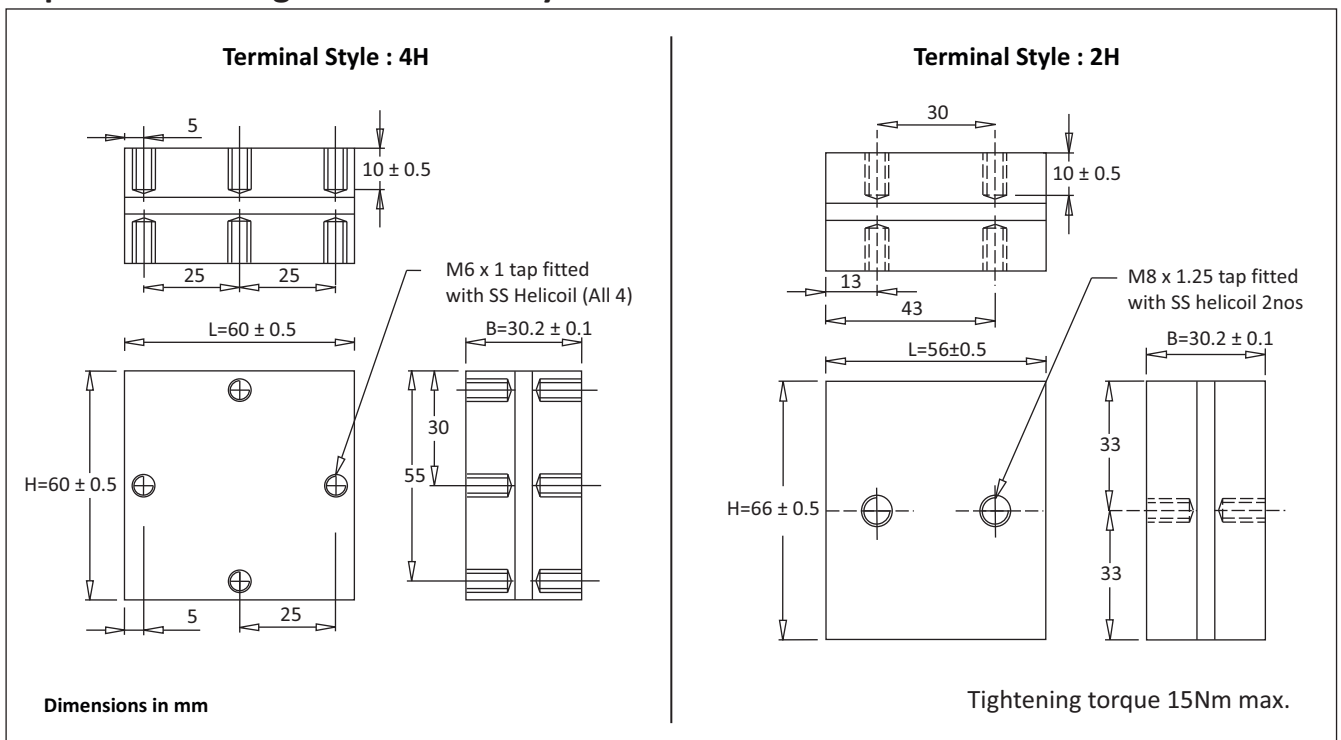
- Conduction cooled
- Polypropylene dielectric
- Self-healing
- Operating frequency up to 1000 KHz
- Maximum operating core temperature 85°C
- Capacitance tolerance $\pm 10\%$
- Flame retardant UL94 - V0, ROHS compliant



Standard Capacitor Values

Rated Voltage Vrms	Nominal capacitance MFD at 1KHz	Max current Irms	Max power Kvar	Frequency KHz	ESR mΩ	Dimensions mm			Case Code	Terminal Style	Ordering Code
						B	H	L			
1000	0.33	600	400	194-433	1.0	30.2	60	60	U1	4H	SP00U331000A50U1004HK01
	0.33	600	400	194-433	1.0	30.2	66	56	U2	2H	SP00U331000A50U2002HK01
	0.66	600	400	95-216	0.8	30.2	60	60	U1	4H	SP00U661000A50U1004HK01
	0.66	600	400	95-216	0.8	30.2	66	56	U2	2H	SP00U661000A50U2002HK01
900	1.20	850	400	58-215	0.3	30.2	60	60	U1	4H	SP001U20900A50U1004HK01
	1.20	850	400	58-215	0.3	30.2	66	56	U2	2H	SP001U20900A50U2002HK01
	1.32	850	400	58-215	0.3	30.2	60	60	U1	4H	SP01U320900A50U1004HK01
	1.32	850	400	58-215	0.3	30.2	66	56	U2	2H	SP01U320900A50U2002HK01
700	2.60	950	400	51-138	0.2	30.2	60	60	U1	4H	SP002U60700A50U1004HK01
	2.60	950	400	51-138	0.2	30.2	66	56	U2	2H	SP002U60700A50U2002HK01
500	5.00	1000	400	50-80	0.1	30.2	60	60	U1	4H	SP000050500A50U1004HK01
	5.00	1000	400	50-80	0.1	30.2	66	56	U2	2H	SP000050500A50U2002HK01

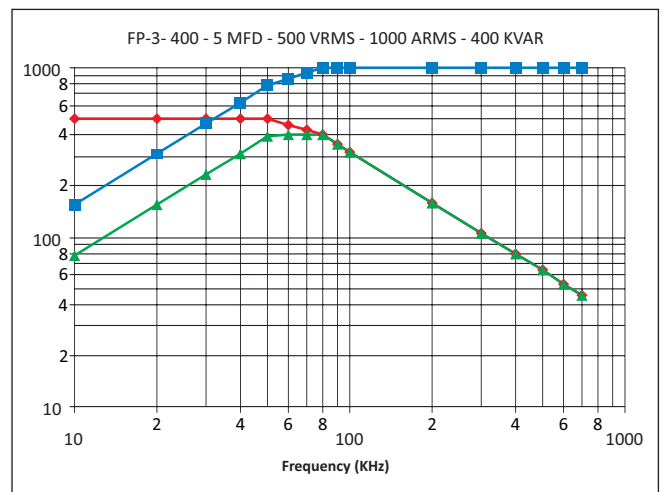
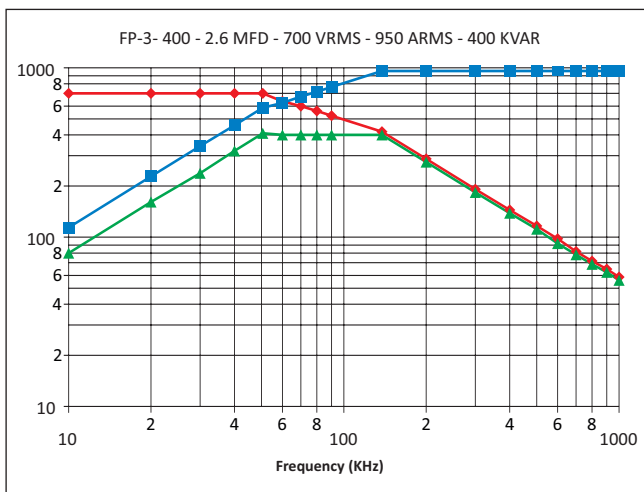
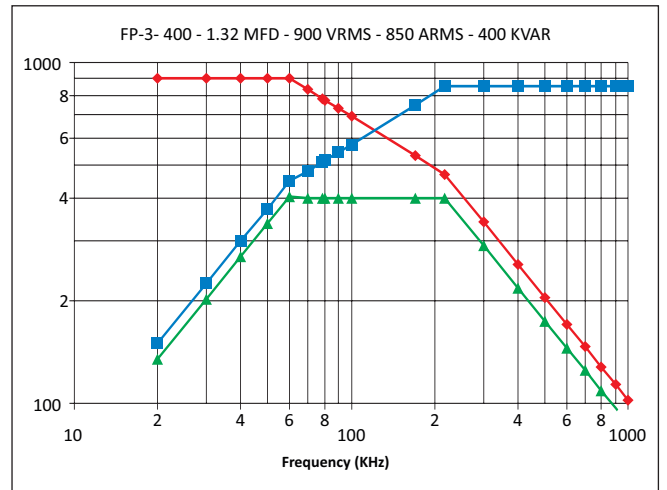
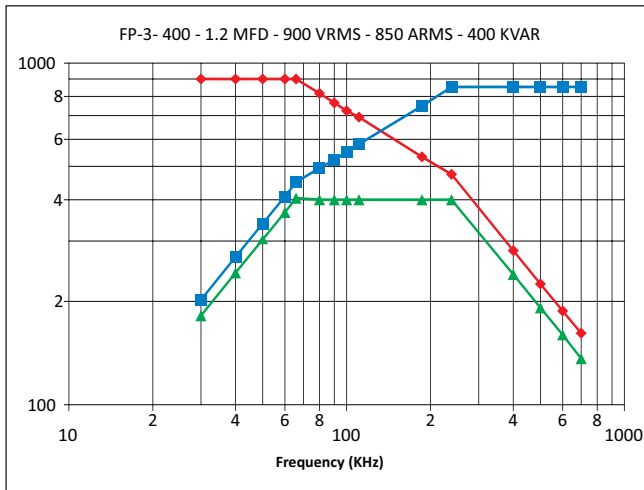
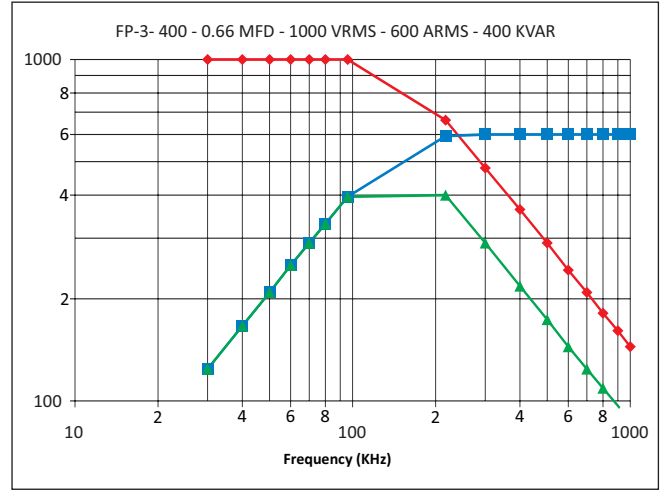
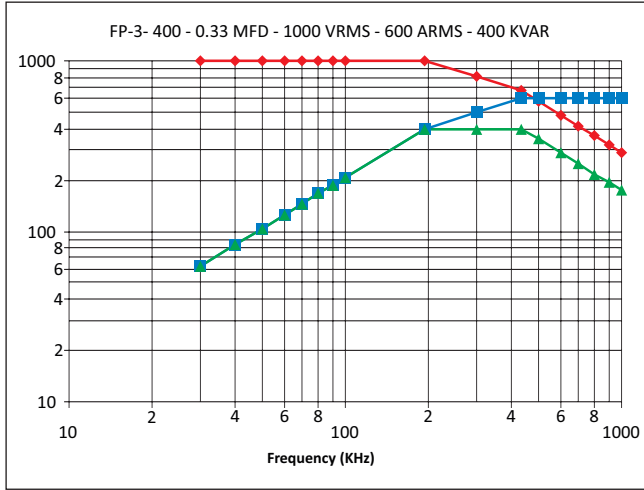
Capacitor Drawing and Terminal Style



FP-3-400

Frequency Derating

—●— Voltage —■— Current —▲— Power



Catalogue No. AEPL FP-3-400-AUG-2017

The specification shown herein (page 1 to 2) pertain to the current manufacturing range of the Company. The Company reserves the right to change and /or modify any part of or whole of the specifications as a result of research and development and as may be necessary, without prior notice

All Products not for marketing / sale in all countries.