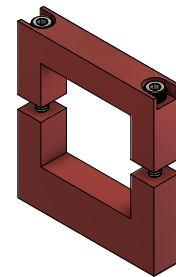

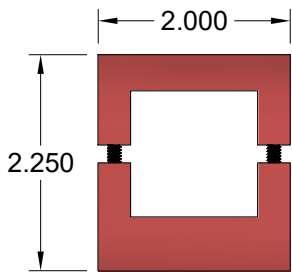
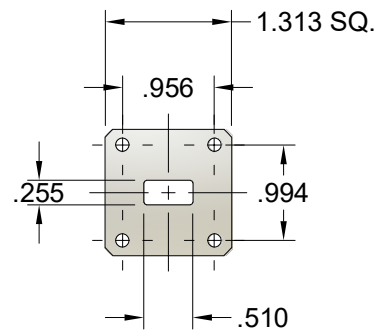
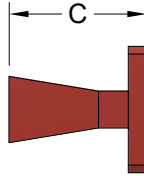
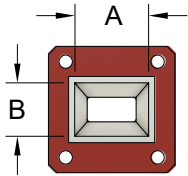
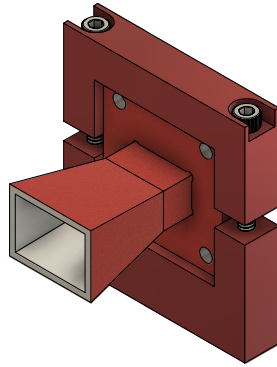


REVISION HISTORY

REV	DESCRIPTION	DATE	APPROVED
A	INITIAL RELEASE	7/28/2022	DA



1/4-20 UNC - 2B
 ▽ 0.375

WR51 10dB GAIN HORN ANTENNA							
WG SIZE	FREQ. (GHz)	GAIN (dB)	3dB Beam Width (E-Plane)	3dB Beam Width (H-Plane)	Dim. A (in)	Dim. B (in)	Dim. C (in)
WR51	15-22	10	55.1°	54.2°	0.77	0.56	1.43

THIRD ANGLE PROJECTION:	UNLESS OTHERWISE NOTED, DIMENSIONS ARE IN INCHES, TOLERANCES ARE: FRACTIONS: ±1/64 ANGLES: ±1/2° MACHINED FINISH: 63 OR BETTER	APPROVALS	DATE		DRAWING WR51 10dB HORN ANTENNA OUTLINE	SIZE CAGE CODE ITI DRAWING# 6CDA9 OTL51-10-ITI	REVISION A SHEET 1/1
		DRAWN Dirk Aubram	7/28/22				
		CHCKD.					
		APRVD.					
DECIMALS 2 PLACE 3 PLACE		MATERIAL ALUMINUM		SCALE 1:2	MODEL# SGH51-10-ITI		
±.03 ±.005		TREATMENT CHEMFILM					
		FINISH RED					