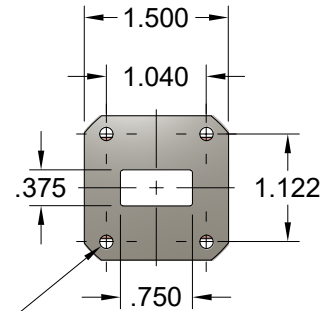
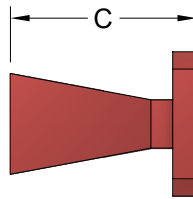
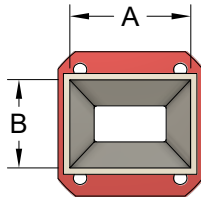
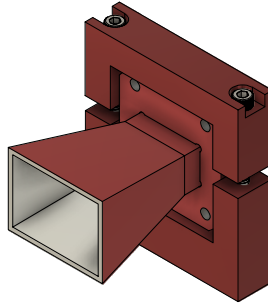
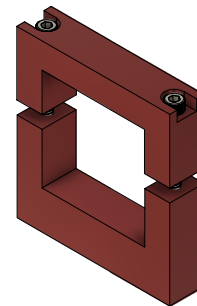
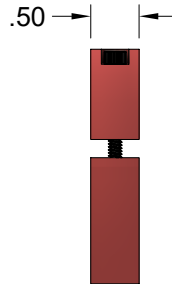
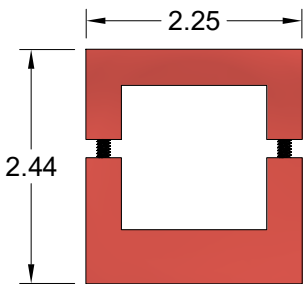


REVISION HISTORY

REV	DESCRIPTION	DATE	APPROVED
A	INITIAL RELEASE	8/1/2022	DA





Ø.144 THRU
4 PLCS.



1/4-20 UNC - 2B
▽ 0.375

WR75 10dB GAIN HORN ANTENNA							
WG SIZE	FREQ. (GHz)	GAIN (dB)	3dB Beam Width (E-Plane)	3dB Beam Width (H-Plane)	Dim. A (in)	Dim. B (in)	Dim. C (in)
WR75	10-15	10	50.2°	49.2°	1.26	0.92	1.94

THIRD ANGLE PROJECTION:  UNLESS OTHERWISE NOTED, DIMENSIONS ARE IN INCHES, TOLERANCES ARE: FRACTIONS: ±1/64 ANGLES: ±1/2° MACHINED FINISH: 63 OR BETTER	APPROVALS	DATE	 DRAWING WR75 10DB HORN ANTENNA		SIZE CAGE CODE ITI DRAWING# 6CDA9 OTL75-10-ITI	REVISION A SHEET 1/1
	DRAWN Dirk Aubram	8/1/22				
	CHCKD.					
	APRVD.					
	MATERIAL	ALUMINIUM				
	TREATMENT	CHEMFILM			SCALE	MODEL#
	FINISH	RED			1:2	SGH75-10-ITI