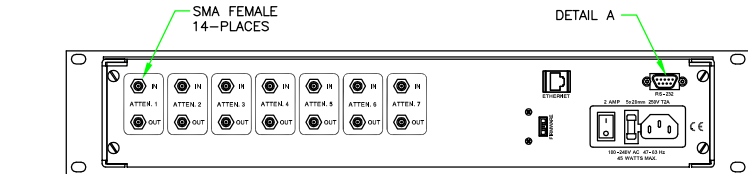
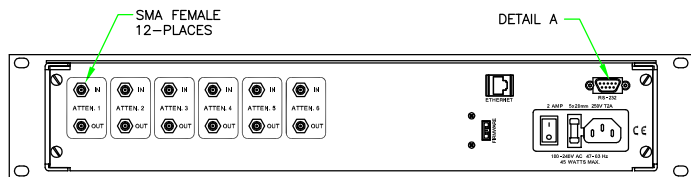


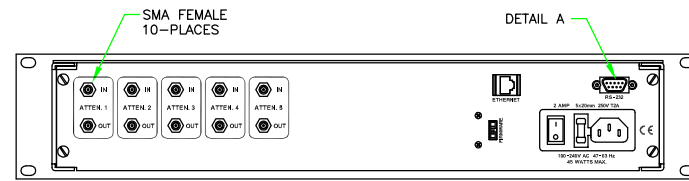
REAR VIEW




-07
(i.e. 7 ATTENUATORS)




-06
(i.e. 6 ATTENUATORS)




-05
(i.e. 5 ATTENUATORS)



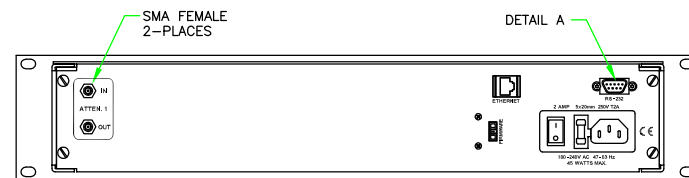
-04
(i.e. 4 ATTENUATORS)



-03
(i.e. 3 ATTENUATORS)



-02
(i.e. 2 ATTENUATORS)



-01
(i.e. 1 ATTENUATORS)

CHASSIS DEPTH = 17.22 INCHES

PIN	FUNCTION
1	CHASSIS GROUND
2	RECEIVED DATA
3	TRANSMITTED DATA
4	NO CONNECTION
5	SIGNAL GROUND
6	NO CONNECTION
7	RTS
8	CTS
9	NO CONNECTION



NOTE:
ALL REAR PANELS ARE SCREENED FOR EIGHT ATTENUATORS TO ALLOW FOR FUTURE EXPANSION. ONLY USED SECTIONS ARE SHOWN FOR CLARITY.

REV	ECN	DATE	BY	APPR	JFW INDUSTRIES, INC.	
-	ISSUED	3-17-15	JZ	TEZ	www.jfwindustries.com PH: 317-887-1340	
A	22676	11-3-15	UZ	TR5	MATERIAL ALUMINUM ALLOY PROPRIETARY INFORMATION	
B	26797	7-6-16	JZ	TEZ	FINISH CHEMFILM TCP / FRONT: BLACK ALL SURFACES ARE TO BE FREE OF BURRS, PITS, & SCRATCHES	
DESCRIPTION PROGRAMMABLE ASSEMBLY					MODEL 50PA-XXX	SCALE 3/8
					TOLERANCES XX±.010 .XXX±.005 .00±.5'	
					DWG # 092-8262	