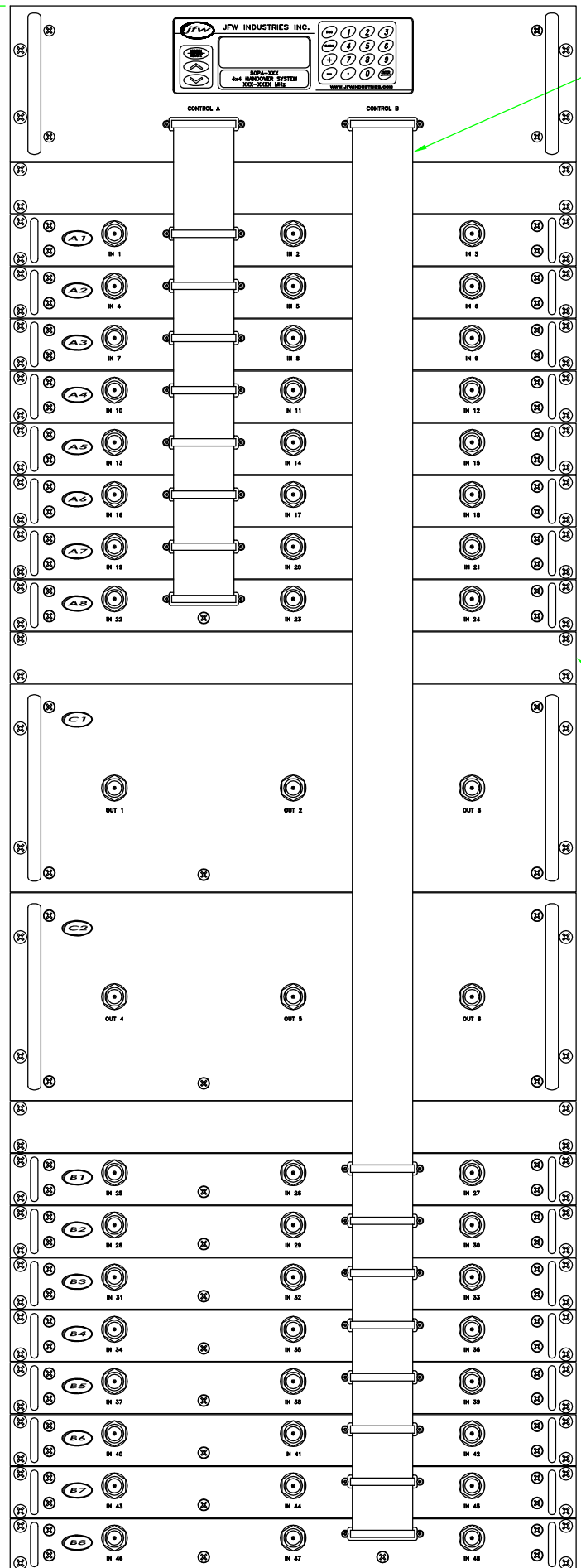


REAR VIEW
(OUT 1 CABLES SHOWN)

DETAIL A

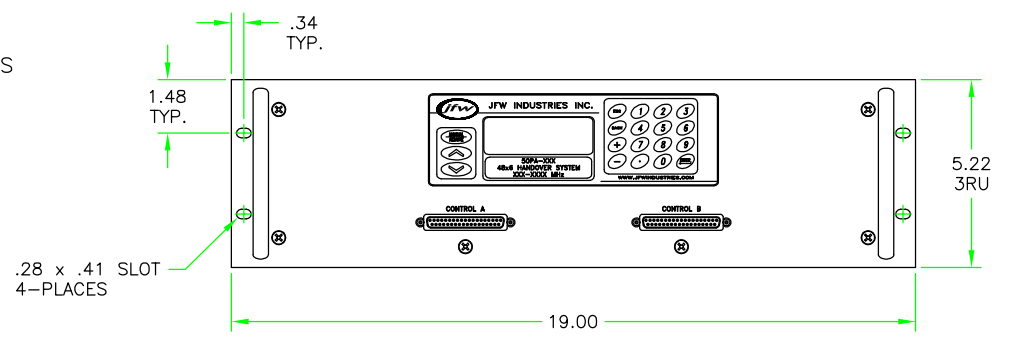
52.47
30RU



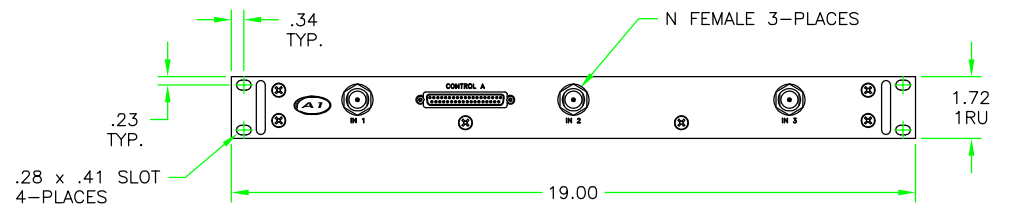
FRONT VIEW

RIBBON CABLE FROM CONTROL MODULE TO EIGHT RF DRAWERS 2-PLACES

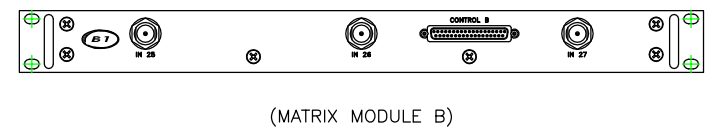
1RU FILLER PANEL 3-PLACES



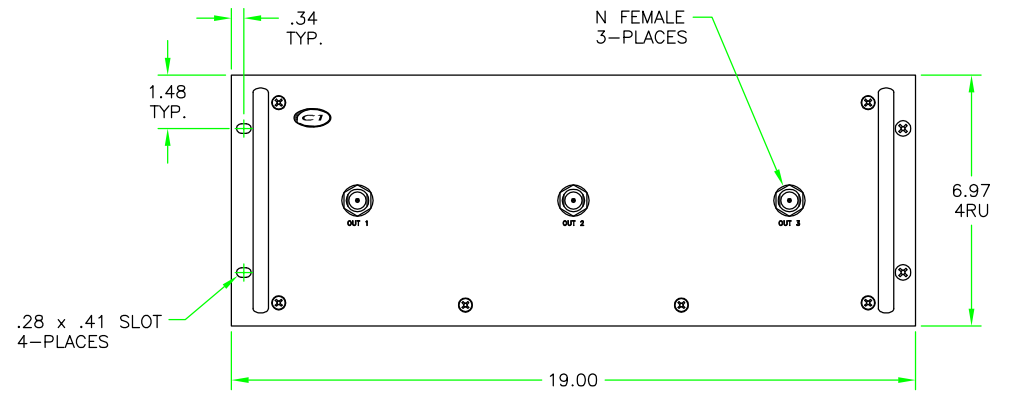
FRONT VIEW
(CONTROL MODULE)



FRONT VIEW
(MATRIX MODULE A)



(MATRIX MODULE B)



FRONT VIEW
(COMBINER MODULE)

CHASSIS DEPTH = 17.22

PIN	FUNCTION
1	CHASSIS GROUND
2	RECEIVED DATA
3	TRANSMITTED DATA
4	NO CONNECTION
5	SIGNAL GROUND
6	NO CONNECTION
7	RTS
8	CTS
9	NO CONNECTION

DETAIL A
DE-9S

REV	ECN	DATE	BY	APPR	TR	TEZ	DESCRIPTION
-	ISSUED	9-8-14	BZ	TR			
A	24846	1-22-15	JZ	TEZ			

JFW INDUSTRIES, INC.
www.jfwindustries.com PH: 317-887-1340

MATERIAL: ALUMINUM ALLOY
FINISH: CHEMFILM TCP / FRONT: BLACK
MODEL: 50PA-XXX SCALE: 3/8
DESCRIPTION: 48x6 HANDOVER SYSTEM

PROPRIETARY INFORMATION
ALL SURFACES ARE TO BE FREE OF BURRS, PITS, & SCRATCHES
TOLERANCES: XXX.010 .XXX.005 .XX±.5
DWG # 092-8090