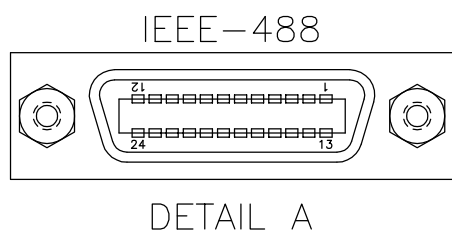
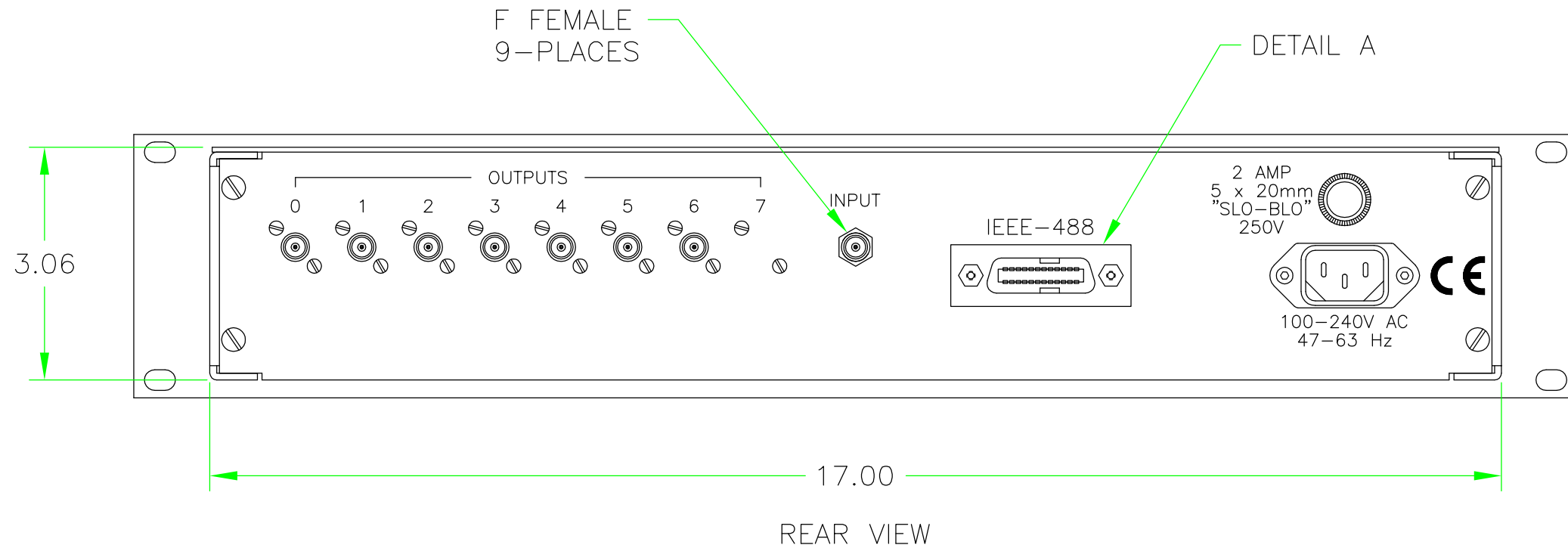
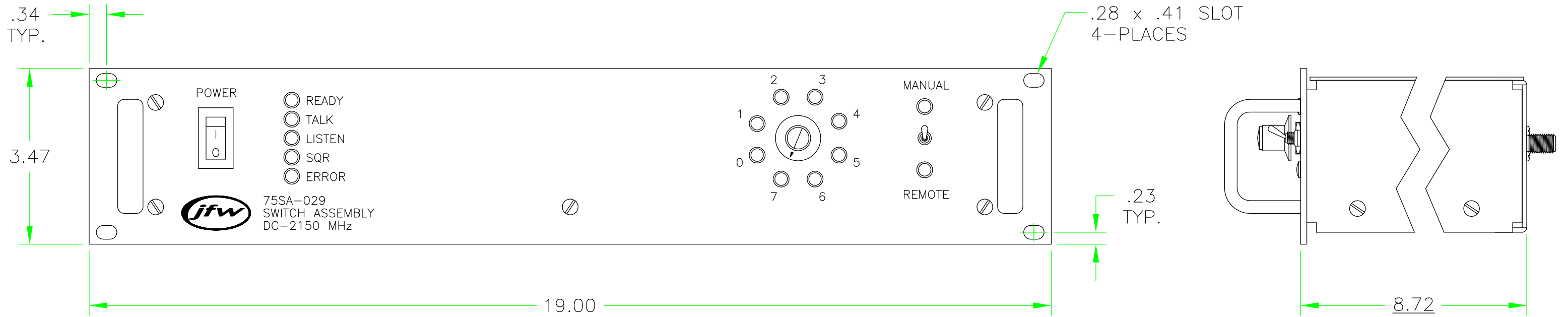


PIN	FUNCTION	PIN	FUNCTION	PIN	FUNCTION
1	DIO1	9	IFC	17	REN
2	DIO2	10	SRQ	18	GND
3	DIO3	11	ATN	19	GND
4	DIO4	12	SHIELD	20	GND
5	EOI	13	DIO5	21	GND
6	DAV	14	DIO6	22	GND
7	NRFD	15	DIO7	23	GND
8	NDAC	16	DIO8	24	LOGIC GND

				JFW INDUSTRIES, INC. INDIANAPOLIS, IN		PROPRIETARY INFORMATION	
						ALL SURFACES ARE TO BE FREE OF BURRS, PITS, & SCRATCHES	
REV	ECN	DATE	BY	DRAWN BY	T. ZEISS	DATE	7-18-05
				APP'D BY		SCALE	1/2
				MATERIAL	ALUMINUM ALLOY		
				FINISH	GOLD IRIDITE / FRONT: LIGHT GRAY PAINT		
				DESCRIPTION	75SA-029 1P8T SWITCH ASSEMBLY		
						DWG NO.	092-4869



PIN	FUNCTION	PIN	FUNCTION	PIN	FUNCTION
1	DIO1	9	IFC	17	REN
2	DIO2	10	SRQ	18	GND
3	DIO3	11	ATN	19	GND
4	DIO4	12	SHIELD	20	GND
5	EOI	13	DIO5	21	GND
6	DAV	14	DIO6	22	GND
7	NRFD	15	DIO7	23	GND
8	NDAC	16	DIO8	24	LOGIC GND

		JFW INDUSTRIES, INC. INDIANAPOLIS, IN			PROPRIETARY INFORMATION		
					ALL SURFACES ARE TO BE FREE OF BURRS, PITS, & SCRATCHES		
REV	ECN	DATE	BY	DRAWN BY	L. TABOR	DATE	8-17-05
				APP'D BY		SCALE	1/2
				MATERIAL	ALUMINUM ALLOY		
				FINISH	GOLD IRIDITE / FRONT: LIGHT GRAY PAINT		
				DESCRIPTION	75SA-029 1P8T SWITCH ASSEMBLY		
						DWG NO.	092-4900