

SMD Power Inductors - SESI 22WR High Reliability Applications



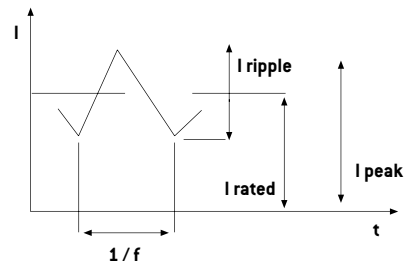
- Energy storage, smoothing, filtering
- Applied standards: ECSS-Q-70-02, MIL-STD-202, D0-160
- ESCC 3201/009 version upon request
- Materials meet UL94-V0 rating
- Suited for IR and vapor reflow soldering
- Frequency range up to 1 MHz
- Operating temperature range: -55 °C to +125 °C
- Weight: 26 grams
- Shielded version upon request

Electrical Data (25°C)

ID Code	L ¹ no load μH	I ^{2,4} rated A	L ³ at rated I μH	I ^{4,5} peak max A	R _{dc} at 25°C mΩ Max	Tol.
SESI 22 7K0 2WR	7	18.9	3.8	24.0	5.0	20
SESI 22 7K7 2WR	7.7	16.0	5.4	20.0	4.5	
SESI 22 10K 2WR	10.0	13.8	7.0	17.7	5.5	
SESI 22 13K 2WR	13.0	12.0	9.1	15.6	7.0	
SESI 22 19K 2WR	19.2	10.9	11.5	14.0	11	
SESI 22 24K 2WR	24.0	8.4	16.8	11.5	13	
SESI 22 33K 2WR	33.0	7.7	23.0	9.8	20	
SESI 22 47K 1WR	47.0	5.7	37.6	8.0	16	
SESI 22 64K 1WR	64.0	5.0	51.2	7.0	21	
SESI 22 82K 1WR	82.0	4.3	65.6	6.1	24	
SESI 22 M10 1WR	100	3.9	80	5.5	30	10
SESI 22 M15 1WR	150	3.2	120	4.7	44	
SESI 22 M21 1WR	210	2.7	168	3.8	70	
SESI 22 M34 1WR	340	2.1	272	3.0	120	
SESI 22 M47 1WR	470	1.8	376	2.5	180	
SESI 22 M68 1WR	680	1.5	544	2.1	220	
SESI 22 M82 1WR	820	1.4	656	2.0	300	
SESI 22 1M0 1WR	1000	1.2	800	1.8	330	
SESI 22 1M5 1WR	1500	1.1	1200	1.4	500	
SESI 22 2M2 1WR	2200	0.8	1760	1.2	760	

Notes

1. Inductance at 0.25 V, 100 kHz
2. I rated (permanent DC) without heatsink ;
with heatsink I = I rated x 1.4
3. Typical inductance value at recommended full load
4. I peak max = maximum peak value of current at
+125 °C; L value not guaranteed
5. 35 % admissible I ripple over I rated at f = 200 kHz
6. Isolation voltage 500 Vdc
- 1 min - Ri > 1 GΩ between winding and magnetic core

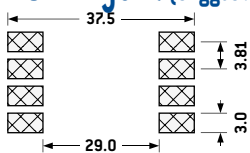


To Order

SESI	22	###	#	S	R
SMD Energy Storage Inductor	Size	Value code 7K7 = 7.7 μH M10 = 100 μH 1M0 = 1000 μH	Version	GW Terminals	High reliability

SESI 22 ### #WR

PCB Layout (suggested)

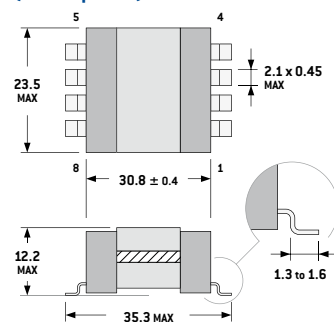


Connections



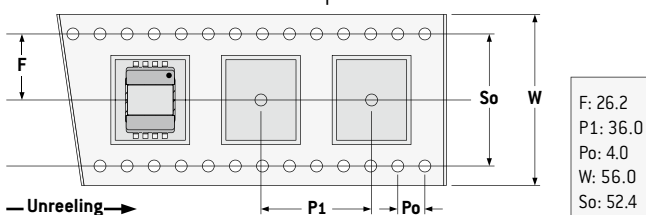
Dimensions

(mm, top view)



Packaging

Tape and Reel:
100 units per reel of diameter 330 mm



Marking

