


# SMD Power Inductors - SESI 9.1WR High Reliability Applications



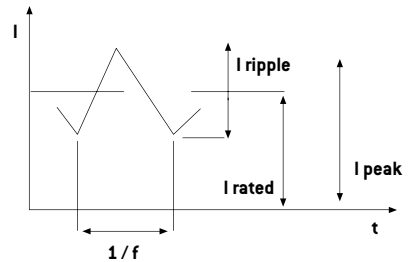
- Energy storage, smoothing, filtering
- Applied standards: ECSS-Q-70-02, MIL-STD-202, D0-160
- EESA ESCC 3201/009 versions upon request
- Materials meet UL94-V0 rating
- Suited for IR and vapor reflow soldering
- Frequency range up to 1 MHz
- Operating temperature range: -55 °C to +125 °C
- Weight: 2 grams

## Electrical Data (25°C)

ID Code	L <sup>1</sup> no load μH	I <sup>2,4</sup> rated A	L <sup>3</sup> at rated I μH	I <sup>4,5</sup> peak max A	R <sub>dc</sub> at 25°C mΩ Max	Tol.
SESI 9.1 1K0 1WR	1.0	6.0	0.6	11.0	8.5	30
SESI 9.1 1K5 1WR	1.5	5.4	0.9	9.5	11.5	
SESI 9.1 2K0 2WR	2.0	4.3	1.4	8.2	17	
SESI 9.1 2K6 2WR	2.6	3.6	1.8	7.0	23	20
SESI 9.1 3K4 2WR	3.4	3.0	2.4	6.2	35	
SESI 9.1 4K3 2WR	4.3	2.8	3.0	5.5	40	
SESI 9.1 6K2 2WR	6.2	2.3	4.3	4.3	59	
SESI 9.1 8K5 2WR	8.5	1.9	6.0	3.7	87	
SESI 9.1 10K 2WR	10	1.85	7.0	3.4	93	
SESI 9.1 15K 2WR	15	1.5	10.5	2.8	140	10
SESI 9.1 18K 2WR	18	1.27	12.6	2.5	192	
SESI 9.1 22K 2WR	22	1.21	15.4	2.3	215	
SESI 9.1 26K 2WR	26	1.03	18.2	2.14	290	
SESI 9.1 33K 2WR	33	0.92	23.1	1.9	350	
SESI 9.1 47K 2WR	47	0.8	32.9	1.6	470	
SESI 9.1 66K 2WR	66	0.73	46.2	1.3	565	
SESI 9.1 81K 2WR	81	0.63	56.7	1.21	745	
SESI 9.1 M10 2WR	100	0.6	70	1.1	795	
SESI 9.1 M15 1WR	150	0.53	105	0.8	750	
SESI 9.1 M22 1WR	220	0.43	154	0.7	1165	
SESI 9.1 M33 1WR	330	0.36	231	0.6	1475	
SESI 9.1 M47 1WR	470	0.3	329	0.5	2220	
SESI 9.1 M68 1WR	680	0.25	477	0.4	3255	
SESI 9.1 1M0 1WR	1000	0.2	700	0.34	5865	
SESI 9.1 6M8 1WR	6800	0.045	5440	0.067	28000	

## Notes

1. Inductance at 0.25 v, 100 kHz
2. I rated (permanent DC) without heatsink ; with heatsink I = I rated x 1.4
3. Typical inductance value at recommended full load
4. I peak max = maximum peak value of current at +125 °C; L value not guaranteed
5. 10 % admissible I ripple over I rated at f = 200 kHz
6. Isolation voltage 150 Vdc  
- 1 min - Ri > 100 MΩ between winding and magnetic core



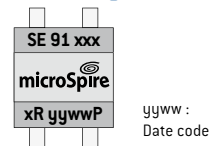
## To Order

SESI 9.1 ### #WR					
SESI	9.1	###	#	W	R
SMD Energy Storage Inductor	Size	Value code 4K3 = 4,3 μH M10 = 100 μH 1M0 = 1000 μH	Version	GW Terminals	High reliability

## Connections

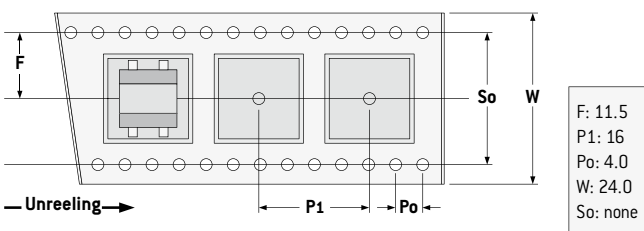


## Marking

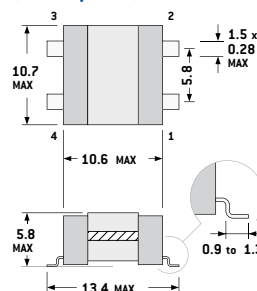


## Packaging

Tape and Reel:  
700 pieces per reel of diameter 330 mm



## Dimensions (mm, top view)



## PCB Layout (suggested)

