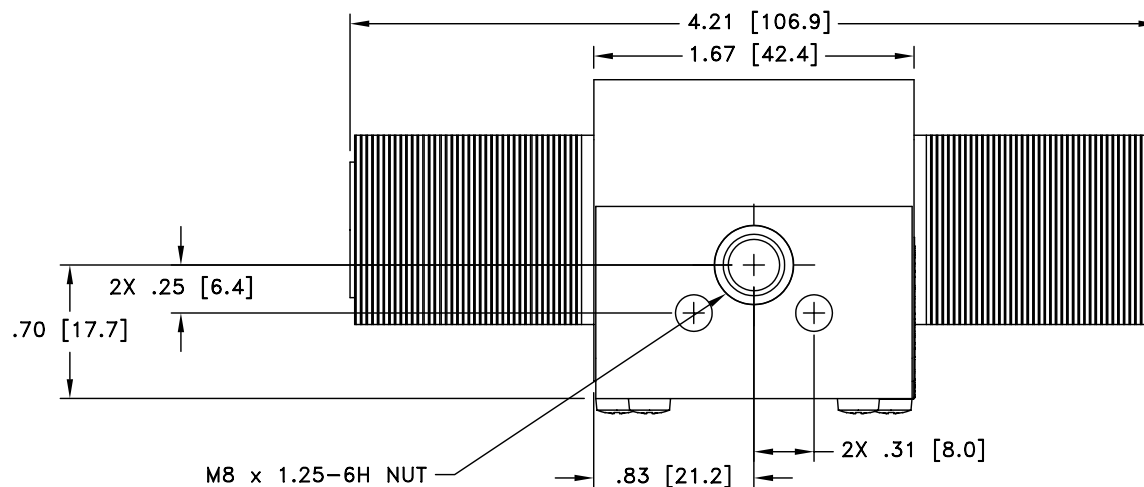


ALL DESIGN, OPERATIVE AND PROCESS DATA PERTAINING TO THE ARTICLE SHOWN ON THIS SHEET IS THE PROPERTY OF POLYPHASE CORPORATION. THE INFORMATION IS NOT TO BE COPIED, REPRODUCED, REVEALED TO OR APPROPRIATED BY OTHERS WITHOUT THE EXPRESS WRITTEN CONSENT OF POLYPHASE CORPORATION.

REVISIONS

REV	LTR	DATE	ENG	MKTG	Q.A.
E		12/06/04 ^{SH}	KCB	SD	LJ



MAXIMUM CHARACTERISTICS

APPLICATION:
WEATHERIZED, FLANGE OR BULKHEAD MOUNT

FREQUENCY RANGE:
800MHz TO 2500MHz

VSWR:
≤1.1:1 OVER FREQUENCY RANGE

INSERTION LOSS:
≤0.1dB OVER FREQUENCY RANGE

POWER:
.25W RMS AVERAGE

TURN ON:
+6.5Vdc

TURN ON TIME:
4ns FOR 2kV/ns

MAX. SURGE:
20kA IEC 61000-4-5 8/20μs WAVEFORM

THROUGHPUT ENERGY:
≤175μJ FOR 3kA, 8/20μs WAVEFORM

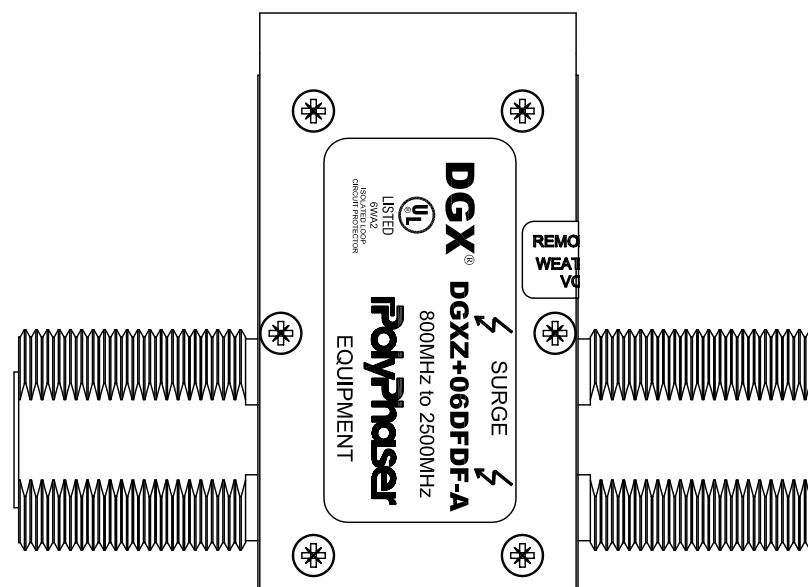
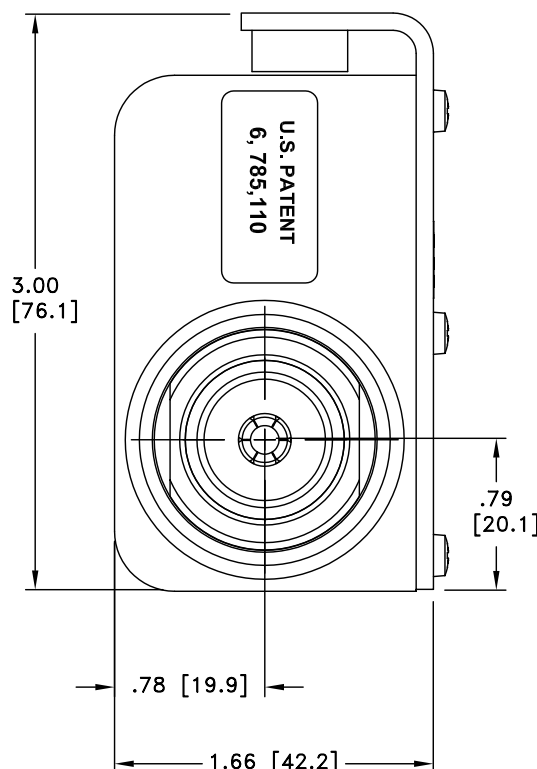
USER VOLTAGE:
+6.0Vdc MAX

USAGE CURRENT:
≤4.0A CONTINUOUS

RELATIVE HUMIDITY:
TO 95%

ENVIRONMENTAL:
MEETS IEC 60529 IP67
MEETS BELLCORE #TA-NWT-000487
PROCEDURE 4.11, WIND DRIVEN (120MPH)
RAIN INTRUSION TEST.

TEMPERATURE:
-50°C TO +85°C STORAGE/OPERATING



CUSTOMER APPROVAL: _____ DATE: _____

ALL DIMENSIONS SHOWN ABOVE ARE FOR REFERENCE ONLY.

DRAFTER S. HALL	DATE 04/05/02	<div> </div> <p>P.O. BOX 9000 MINDEN, NV 89423 TEL: 775-782-2511 FAX: 775-782-4476</p> <p>DWG NO/PART NO/DESCRIPTION</p> <p>DGXZ+06DFDF-A</p> <p>CUSTOMER PRINT</p>			
MECH ENGINEER R. DUNNING	DATE 05/16/02				
ELEC ENGINEER K. BARTEL	DATE 05/14/02				
MARKETING P. HEEREN	DATE 05/15/02				
QUALITY DEPT R. MATHEUS	DATE 05/15/02	CAGE CODE 61114	FILE NAME -C1	SCALE 1/1	SHEET 1 OF 1