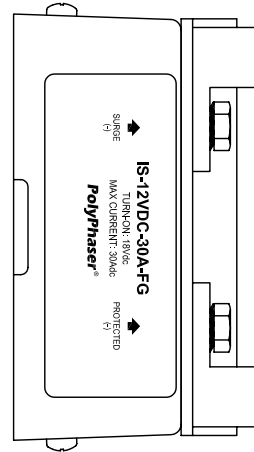
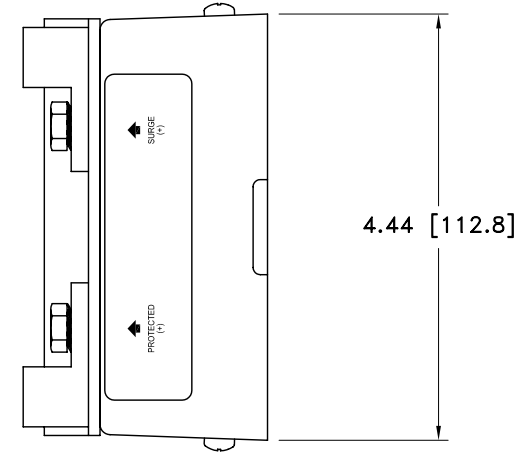
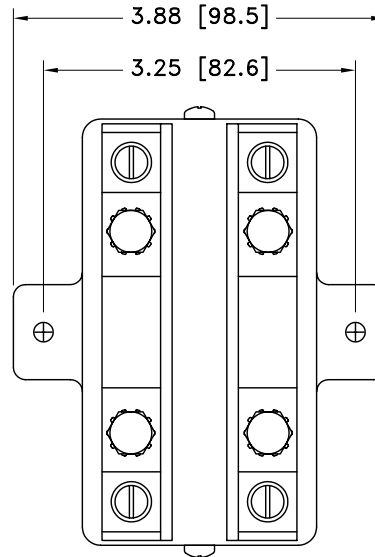
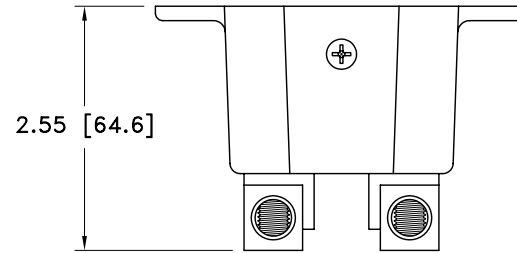


ALL DESIGN, OPERATIVE AND PROCESS DATA PERTAINING TO THE ARTICLE SHOWN ON THIS SHEET IS THE PROPERTY OF POLYPHASER CORPORATION. THE INFORMATION IS NOT TO BE COPIED, REPRODUCED, REVEALED TO OR APPROPRIATED BY OTHERS WITHOUT THE EXPRESS WRITTEN CONSENT OF POLYPHASER CORPORATION.

REVISIONS				
REV LTR	DATE	ENG	MKTG	Q.A.
A	01/11/01 _{SH}	KCB	PH	RM



MAXIMUM CHARACTERISTICS

SURGE:
 18kA IEC 1000-4-5 8/20 μ s WAVEFORM
TURN ON:
 18Vdc
TURN ON TIME:
 <2ns
RESISTANCE:
 0.02 Ω
CONNECTIONS:
 14 TO 1/0AWG COMPRESSION LUG @30A
TEMPERATURE:
 -40°C TO +65°C

CUSTOMER APPROVAL: _____ DATE: _____

ALL DIMENSIONS SHOWN ABOVE ARE FOR REFERENCE ONLY.

DRAFTER K. MUNRO	DATE 09/10/96	PolyPhaser® P.O. BOX 9000, MINDEN, NV 89423-9000 (775) 782-2511 FAX (775) 782-4476 DWG NO/PART NO/DESCRIPTION IS-12VDC-30A-FG CUSTOMER PRINT			
MECH ENGINEER - - - -	DATE - - - -				
ELEC ENGINEER T. KULBIEDA	DATE 09/11/96				
MARKETING - - - -	DATE - - - -				
QUALITY DEPT R. MATHEUS	DATE 09/11/96	CAGE CODE 61114	FILE NAME -C1	SCALE 1/2	SHEET 1 OF 1