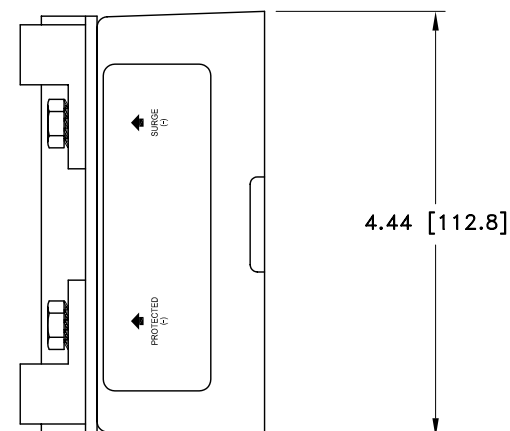
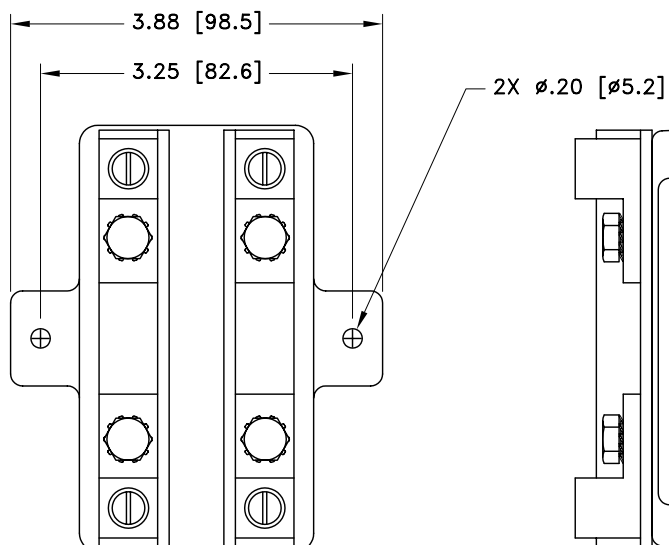
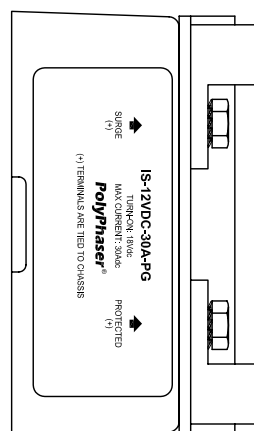
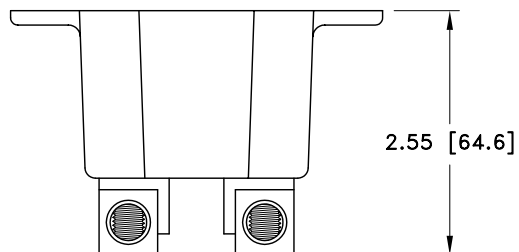


ALL DESIGN, OPERATIVE AND PROCESS DATA PERTAINING TO THE ARTICLE SHOWN ON THIS SHEET IS THE PROPERTY OF POLYPHASER CORPORATION. THE INFORMATION IS NOT TO BE COPIED, REPRODUCED, REVEALED TO OR APPROPRIATED BY OTHERS WITHOUT THE EXPRESS WRITTEN CONSENT OF POLYPHASER CORPORATION.

REVISIONS				
REV LTR	DATE	ENG	MKTG	Q.A.
A	04/16/01 <sub>SH</sub>	KCB	PH	LJ



MAXIMUM CHARACTERISTICS
SURGE PER PAIR: 18kA IEC 1000-4-5 8/20µs WAVEFORM
TURN ON: 18Vdc
TURN ON TIME: <2ns
TEMPERATURE: -40°C TO +65°C
RESISTANCE: 0.02Ω
CONNECTIONS: 14 TO 1/0AWG COMPRESSION LUG @30A 3/8-24 SS STUDS @50A

CUSTOMER APPROVAL: \_\_\_\_\_ DATE: \_\_\_\_\_

ALL DIMENSIONS SHOWN ABOVE ARE FOR REFERENCE ONLY.

DRAFTER K. MUNRO	DATE 08/13/96	<b>PolyPhaser®</b> P.O. BOX 9000, MINDEN, NV 89423-9000 (775) 782-2511 FAX (775) 782-4476 DWG NO/PART NO/DESCRIPTION <b>IS-12VDC-30A-PG</b> CUSTOMER PRINT			
MECH ENGINEER - - - -	DATE - - - -				
ELEC ENGINEER K. BARTEL	DATE 08/26/96				
MARKETING - - - -	DATE - - - -				
QUALITY DEPT R. MATHEUS	DATE 08/26/96	CAGE CODE 61114	FILE NAME -C1	SCALE 1/2	SHEET 1 OF 1