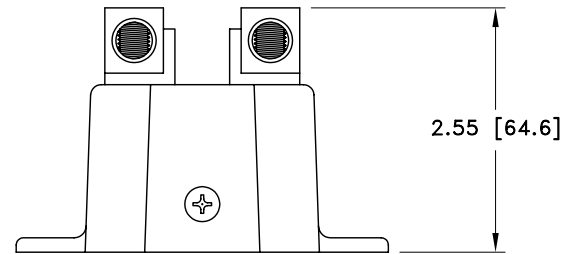
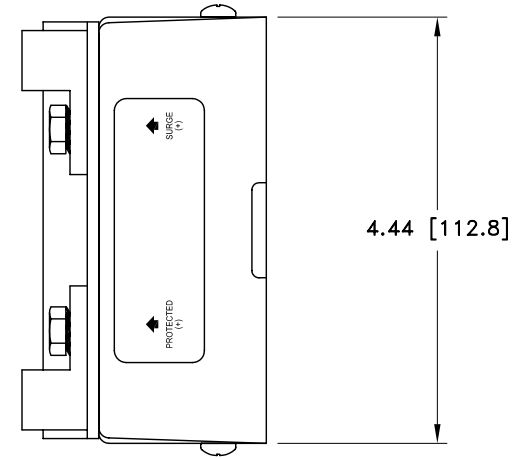
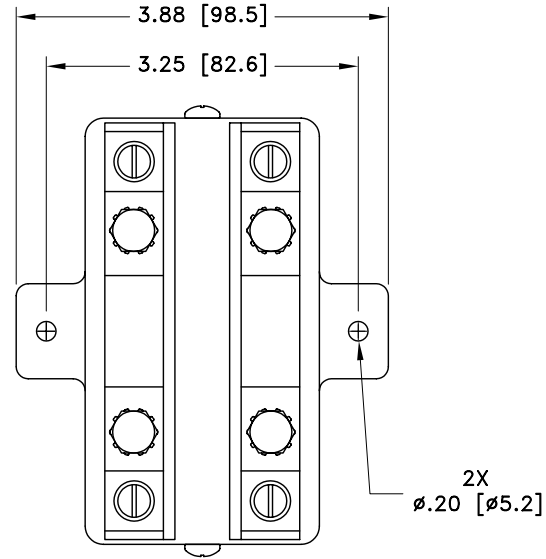
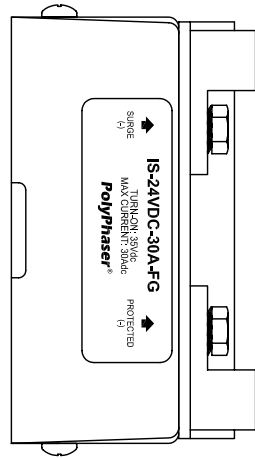


ALL DESIGN, OPERATIVE AND PROCESS DATA PERTAINING TO THE ARTICLE SHOWN ON THIS SHEET IS THE PROPERTY OF POLYPHASER CORPORATION. THE INFORMATION IS NOT TO BE COPIED, REPRODUCED, REVEALED TO OR APPROPRIATED BY OTHERS WITHOUT THE EXPRESS WRITTEN CONSENT OF POLYPHASER CORPORATION.

REVISIONS				
REV LTR	DATE	ENG	MKTG	Q.A.
A	04/11/00 _{IB}	KCB	PH	RM
B	01/11/01 _{SH}	KCB	PH	RM



MAXIMUM CHARACTERISTICS
SURGE: 18kA IEC 1000-4-5 8/20μs WAVEFORM
TURN-ON: 35Vdc
TURN-ON TIME: <2ns
RESISTANCE: 0.02Ω
CONNECTIONS: 14 TO 1/0AWG COMPRESSION LUG @30A
TEMPERATURE: -40° TO +65°C

CUSTOMER APPROVAL: _____ DATE: _____

ALL DIMENSIONS SHOWN ABOVE ARE FOR REFERENCE ONLY.

DRAFTER K. MUNRO	DATE 01/05/96	<p align="center">PolyPhaser®</p> <p align="center">P.O. BOX 9000, MINDEN, NV 89423-9000 (775) 782-2511 FAX (775) 782-4476</p> <p align="center">DWG NO/PART NO/DESCRIPTION</p> <p align="center">IS-24VDC-30A-FG</p> <p align="center">CUSTOMER PRINT</p>			
MECH ENGINEER - - - - -	DATE - - - - -				
ELEC ENGINEER T. KUBLIEDA	DATE 01/31/96				
MARKETING - - - - -	DATE - - - - -				
QUALITY DEPT R. MATHEUS	DATE 01/31/96	CAGE CODE 61114	FILE NAME -C1	SCALE 1/2	SHEET 1 OF 1