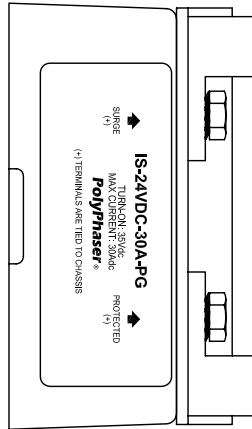
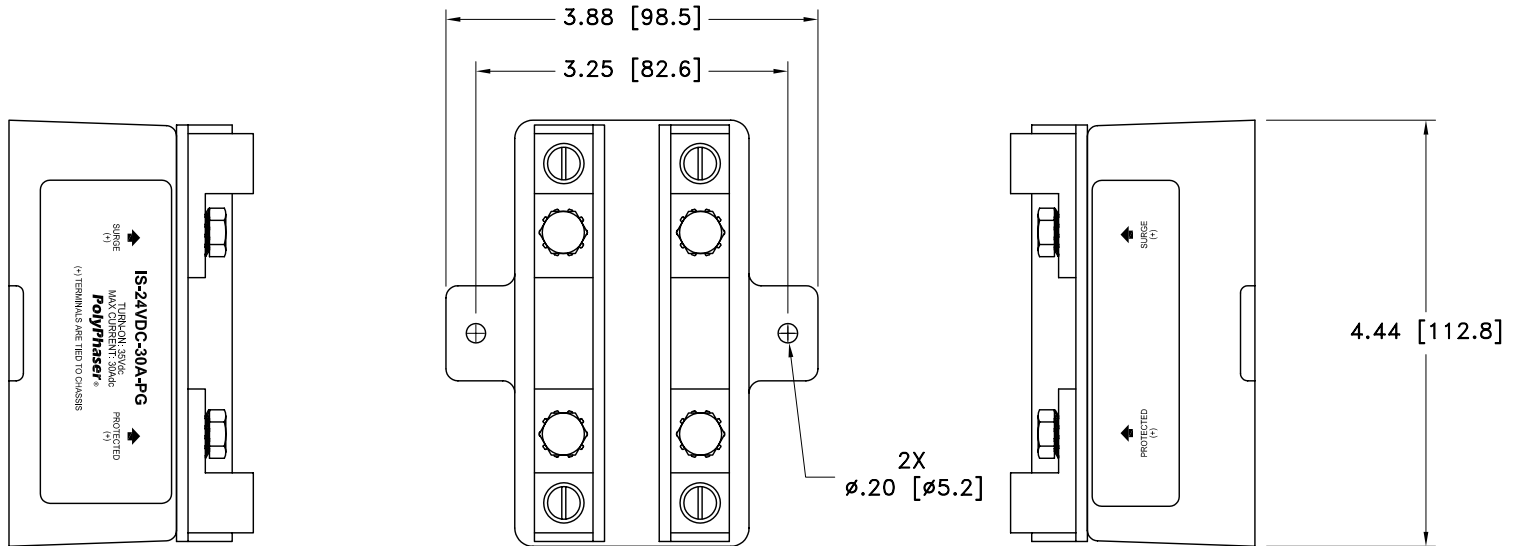
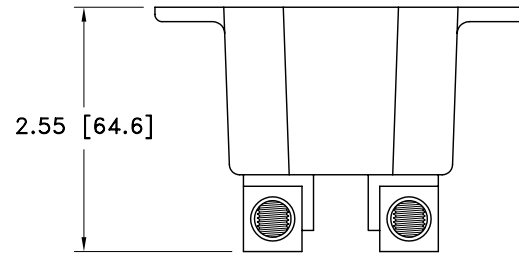


ALL DESIGN, OPERATIVE AND PROCESS DATA PERTAINING TO THE ARTICLE SHOWN ON THIS SHEET IS THE PROPERTY OF POLYPHASER CORPORATION. THE INFORMATION IS NOT TO BE COPIED, REPRODUCED, REVEALED TO OR APPROPRIATED BY OTHERS WITHOUT THE EXPRESS WRITTEN CONSENT OF POLYPHASER CORPORATION.

REVISIONS				
REV LTR	DATE	ENG	MKTG	Q.A.
A	01/11/01 <sub>SH</sub>	KCB	PH	RM



**MAXIMUM CHARACTERISTICS**

**SURGE:**  
18kA IEC 1000-4-5 8/20 $\mu$ s WAVEFORM  
**TURN ON:**  
35Vdc  
**TURN ON TIME:**  
<2ns  
**RESISTANCE:**  
0.02 $\Omega$   
**CONNECTIONS:**  
14 TO 1/0AWG COMPRESSION LUG @30A  
**TEMPERATURE:**  
-40°C TO +65°C STORAGE/OPERATING +50°C

CUSTOMER APPROVAL: \_\_\_\_\_ DATE: \_\_\_\_\_

ALL DIMENSIONS SHOWN ABOVE ARE FOR REFERENCE ONLY.

DRAFTER K. MUNRO	DATE 11/14/96	<b>PolyPhaser®</b> P.O. BOX 9000, MINDEN, NV 89423-9000 (775) 782-2511 FAX (775) 782-4476 DWG NO/PART NO/DESCRIPTION			
MECH ENGINEER - - - -	DATE - - - -				
ELEC ENGINEER T. KULBIEDA	DATE 10/15/96	IS-24VDC-30A-PG CUSTOMER PRINT			
MARKETING - - - -	DATE - - - -				
QUALITY DEPT R. MATHEUS	DATE 10/15/96	CAGE CODE 61114	FILE NAME -C1	SCALE 1/2	SHEET 1 OF 1