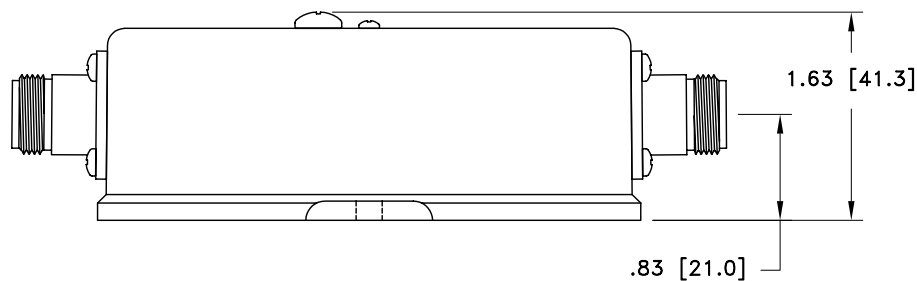
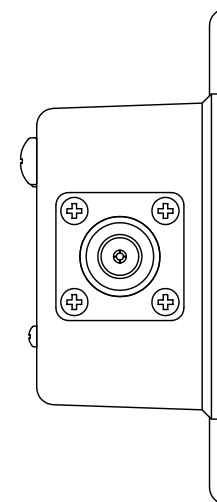
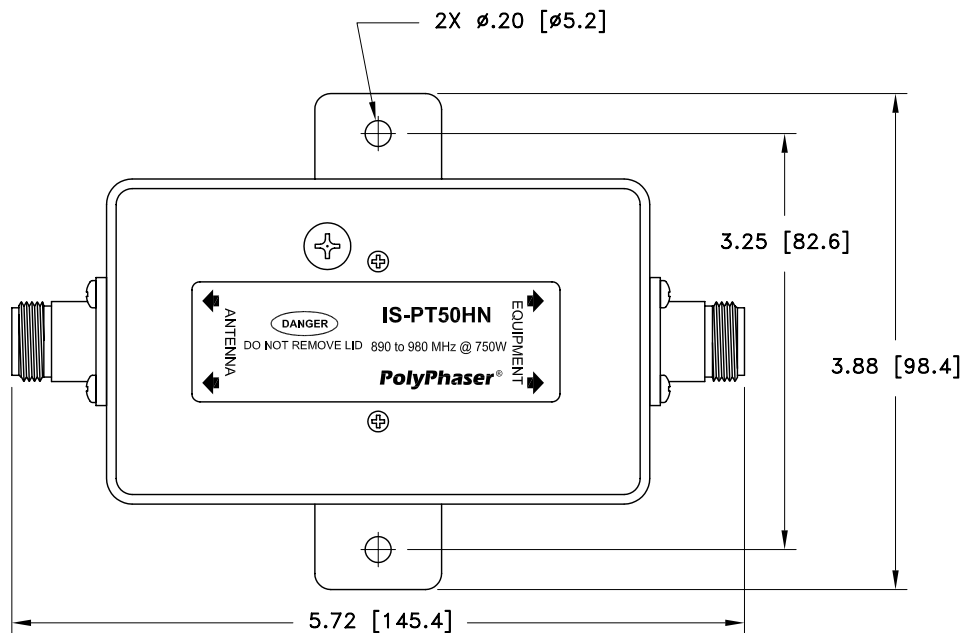


ALL DESIGN, OPERATIVE AND PROCESS DATA PERTAINING TO THE ARTICLE SHOWN ON THIS SHEET IS THE PROPERTY OF POLYPHASER CORPORATION. THE INFORMATION IS NOT TO BE COPIED, REPRODUCED, REVEALED TO OR APPROPRIATED BY OTHERS WITHOUT THE EXPRESS WRITTEN CONSENT OF POLYPHASER CORPORATION.

REVISIONS

| REV LTR | DATE | ENG | MKTG | Q.A. |
|---------|------------------------|-----|------|------|
| A | 06/02/96 | TK | -- | RM |
| B | 12/06/96 | KCB | -- | RM |
| C | 01/16/01 ^{IB} | KCB | PH | RM |



MAXIMUM CHARACTERISTICS

SURGE:
20kA IEC 1000-4-5 8/20µs WAVEFORM 138 JOULES

TURN-ON:
1,200Vdc Vt = 1,800V

TURN-ON TIME:
7ns FOR 2kV/ns

FREQUENCY RANGE:
890MHz TO 980MHz

VSWR:
≤1.1 TO 1 OVER FREQUENCY RANGE

MAX POWER:
750W SINGLE CHANNEL

INSERTION LOSS:
≤0.1dB OVER FREQUENCY RANGE

TEMPERATURE:
-25°C TO +50°C STORAGE/OPERATING

CUSTOMER APPROVAL: _____ DATE: _____

ALL DIMENSIONS SHOWN ABOVE ARE FOR REFERENCE ONLY.

| | | | | | |
|----------------------------|------------------|--|------------------|----------------|-----------------|
| DRAFTER M. JOHNSON | DATE 06/06/94 | <p align="center">PolyPhaser®</p> <p align="center">P.O. BOX 9000, MINDEN, NV 89423-9000 (775) 782-2511 FAX (775) 782-4476</p> <p align="center">IS-PT50HN</p> <p align="center">CUSTOMER PRINT</p> | | | |
| MECH ENGINEER ----- | DATE ----- | | | | |
| ELEC ENGINEER J. JONES | DATE 06/06/94 | | | | |
| MARKETING ----- | DATE ----- | | | | |
| QUALITY DEPT R. MATHEUS | DATE 06/06/94 | CAGE CODE 61114 | FILE NAME -C1 | SCALE 1/1.5 | SHEET 1 OF 1 |